

NEED HELP?

Contact us at [Blueparrott.com/B250-XTS](https://blueparrott.com/B250-XTS)

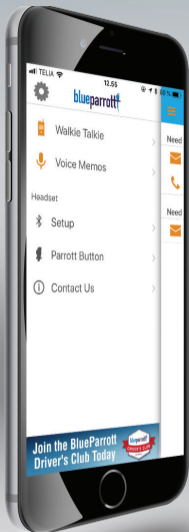
APN203895E

blueparrott GN

GET STARTED

BlueParrott B250-XTS

BC



BlueParrott app

Push-to-talk to your contacts on Dial2Do's MySay network.

Easily access full user guide for your headset.

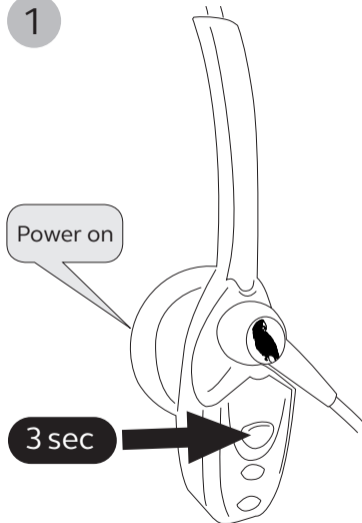
Sound check your headset.




ENGLISH.....	1
FRANÇAIS.....	3
DEUTSCH.....	5
NEDERLANDS	7
ITALIANO.....	9
PORTUGUÊS.....	11
ESPAÑOL.....	13
简体中文.....	15
日本語.....	17
한국어.....	19

How to pair

1



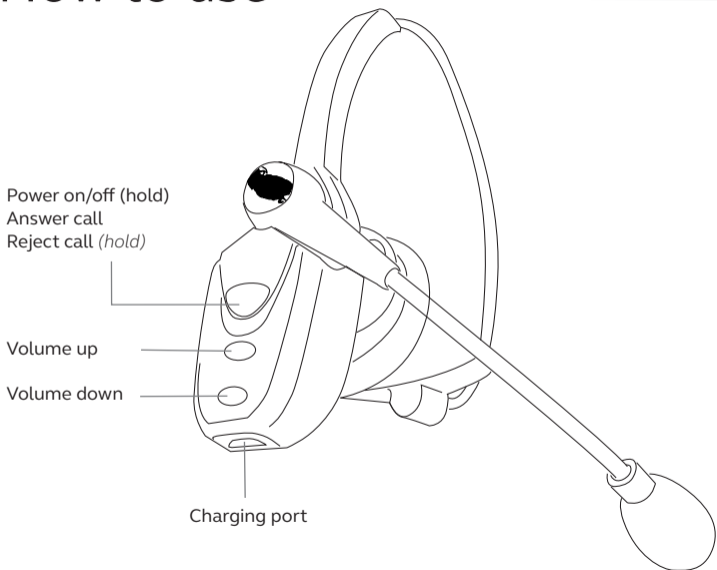
2



Select B250-XTS from the list of available Bluetooth devices.

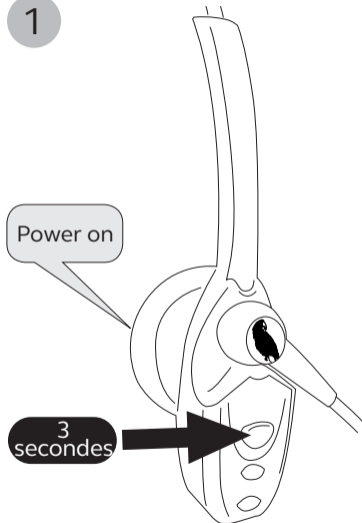
How to use

ENGLISH




Instructions d'appairage

1



2



Sélectionnez B250-XTS dans la liste des périphériques Bluetooth disponibles.

Instructions d'utilisation

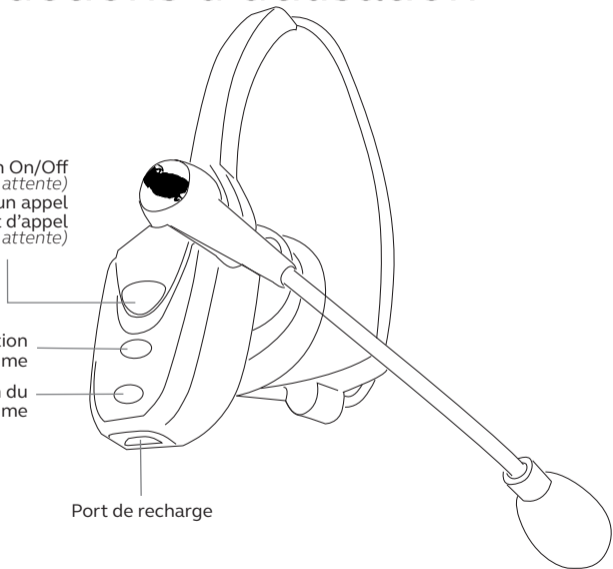
FRANÇAIS

Alimentation On/Off
(mise en attente)
Prendre un appel
Rejet d'appel
(mise en attente)

Augmentation
du volume

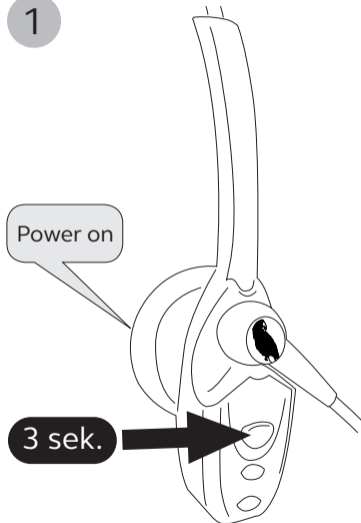
Diminution du
volume

Port de recharge




So koppeln Sie Ihr Gerät

1



2



Wählen Sie das B250-XTS aus der Liste der verfügbaren Bluetooth-Geräte.

Verwendung des Geräts

DEUTSCH

Ein-/Ausschalttaste
(halten)

Anruf annehmen

Anruf abweisen
(halten)

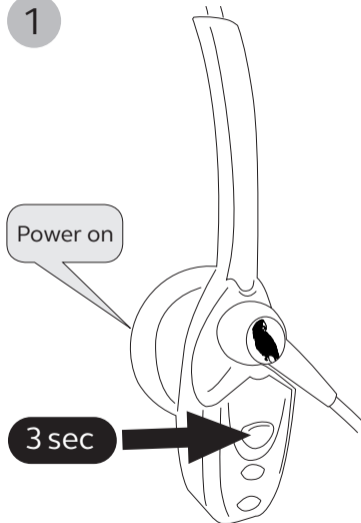
Lautstärke (+)

Lautstärke (-)


Ladeanschluss

Koppelen

1



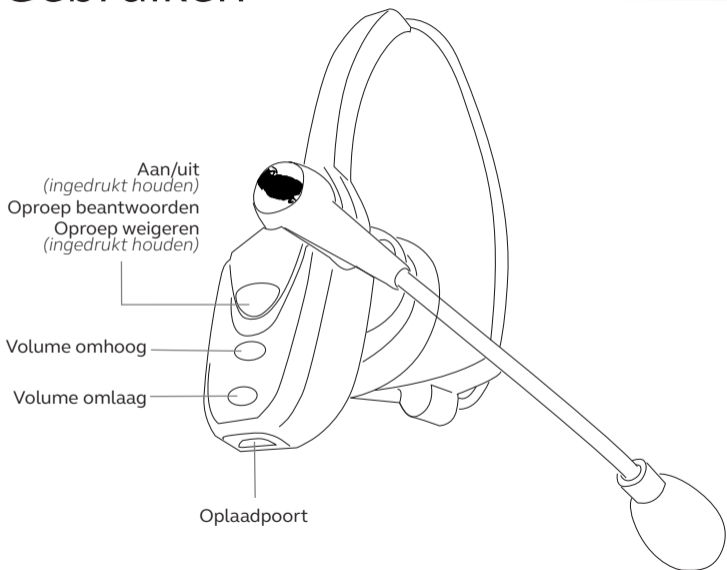
2



Selecteer de B250-XTS uit de lijst met beschikbare Bluetooth-apparaten.

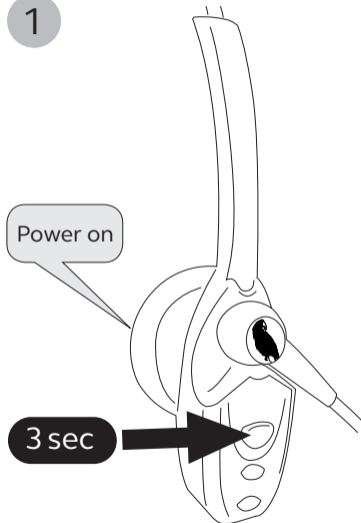
Gebruiken

NEDERLANDS




Accoppiamento

1



2



Seleziona B250-XTS
dall'elenco di dispositivi
Bluetooth disponibili.

Utilizzo

ITALIANO

Accensione/Spegnimento
(tieni premuto)

Rispondi a una chiamata
Rifiuta la chiamata
(tieni premuto)

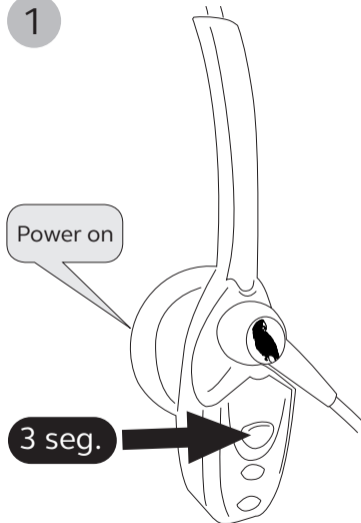
Volume su

Volume giù


Porta per la ricarica

Como emparelhar

1



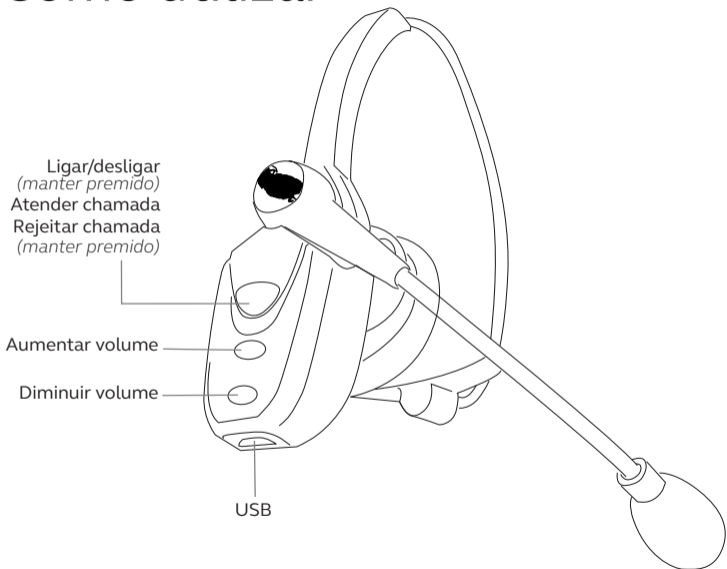
2



Selecione B250-XTS a partir da lista de dispositivos Bluetooth disponíveis.

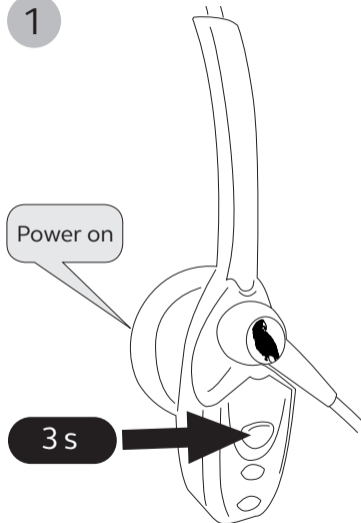
Como utilizar

PORTUGUÊS




Cómo se sincroniza

1



2



Seleccione B250-XTS de la lista de dispositivos Bluetooth disponibles.

Cómo se usa

ESPAÑOL

Encender/Apagar
(mantener pulsado)
Responder una llamada
Rechazar llamada
(mantener pulsado)

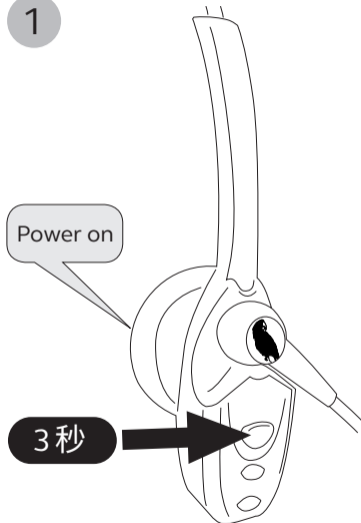
Subir volumen

Bajar volumen


Puerto de carga

如何配对

1



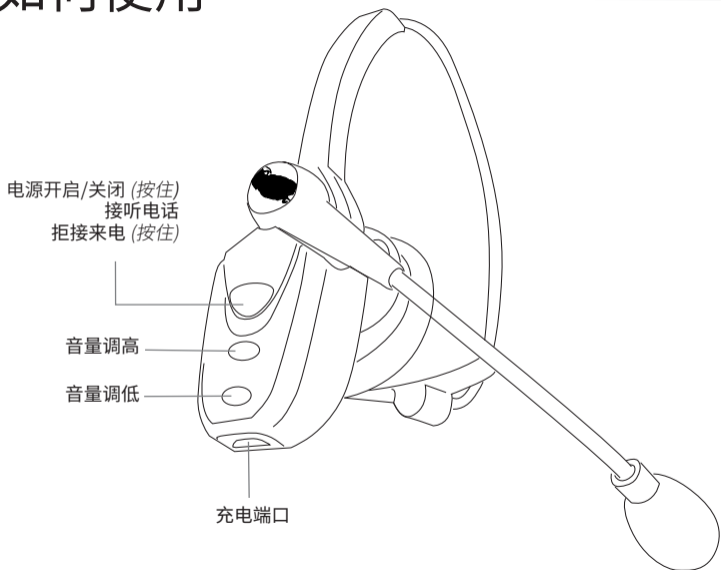
2



从可用蓝牙设备列表中选择
B250-XTS。

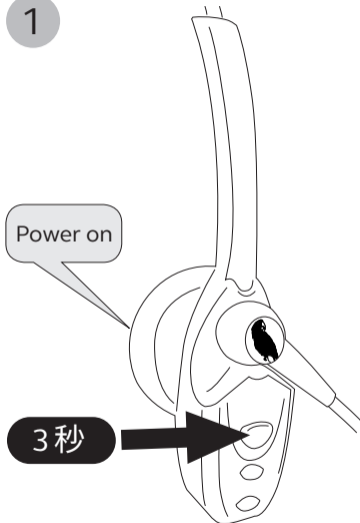
如何使用

简体中文




ペアリング方法

1



2



使用可能な Bluetooth 対応機器
のリストから B250-XTS を選択
します。

使用方法

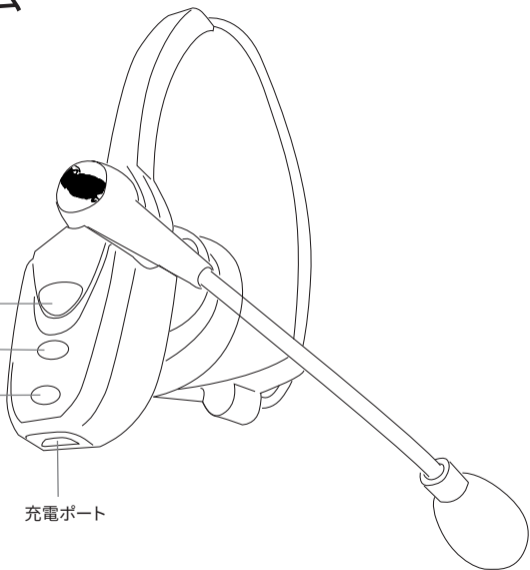
日本語

電源オン/オフ (長押し)
通話への応答
通話の拒否 (長押し)

音量アップ

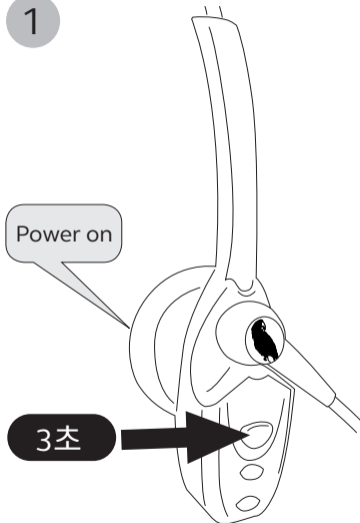
音量ダウン

充電ポート




페어링 방법

1



2



스마트폰의 사용할 수 있는
Bluetooth 장치 목록에서
B250-XTS를 선택합니다.

사용 방법

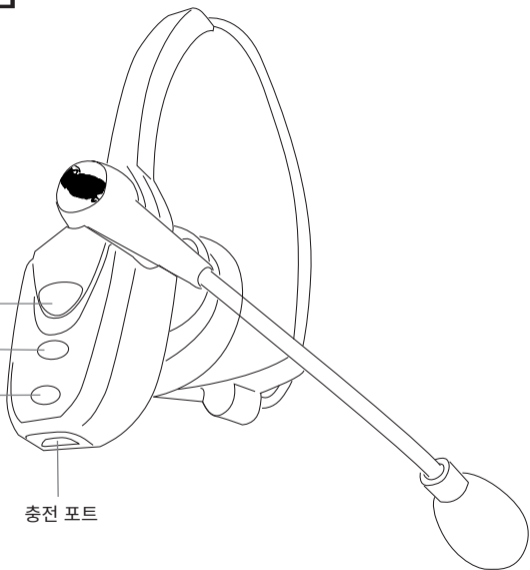
한국어

전원 켜짐/꺼짐
(길게 누름)
통화 응답
통화 거부 (길게 누름)

볼륨 키움

볼륨 줄임

충전 포트



© 2016 GN Audio A/S. All rights reserved. BlueParrott® is a trademark of GN Audio A/S. The Bluetooth® word mark and logos are registered trademarks owned by the Bluetooth SIG, Inc. and any use of such marks by GN Audio A/S is under license.

MADE IN CHINA
MODEL: OTE910

FCC ID: SOM-203890
IC: 4293A-203890



Verified
Energy Performance
Performance
Énergétique Vérifiée

Complies with
IMDA Standards
DA102350

MSIP-
CRM-GNs-
OTE920



EAC



Bluetooth®



204-710008

